

A Study on Situation of Girl Children of Slums in Dhaka City

(The study is conducted by the 15th batch participants of Gender and Governance Training Program, Democracywatch)

October-December 2010

Democracywatch
7 Circuit House Road, Dhaka-1000

Acknowledgement

We, the participants of the 15th batch of the “Gender and Governance Training Program” of Democracywatch conducted the research titled –“**A Study on Situation of Girl Children of Slums in Dhaka City**” as part of our training program. In doing this research we received guidance and support from people, without which this research would not have been possible. As such we would like to thank a number of people for their contribution to this research work. First of all we would like to thank **Mrs. Taleya Rehman**, Executive Director, Democracywatch for always being so enthusiastic about our research and taking time out of her busy schedule to guide us in different stages of research. We thank **Mrs. Tahrunnesa Abdullah** for her precious advice and guidance. We express our sincere gratitude to **Prof. A. S. M. Atiqur Rahman**, Institute of Social Welfare and Research, **University of Dhaka** for acquainting us with basic research methods. It’s due to his excellent teaching on the theoretical aspects of social research that we felt comfortable in undertaking this field of research. We would like to convey our special thanks to Ms. Mansura Akhter, Ms. Anupama Anam, Ms. Syeda Nazneen Jahan Ms. Dipannita Kundu and Mr. Anando Mostofa for their continuous guidance and suggestions in every stage of the research. Thanks to all the respondents for their time and sharing with their valuable knowledge and experience on the study subject.

Participants of the 15th Batch

Gender and Governance Training Program
Democracywatch

TABLE OF CONTENT

Summary	4
Chapter	Page
ONE	
1.1 Introduction.....	9
1.2 Objectives	10
1.3 Rational.....	10
1.4 Definition of the terms used.....	11-12
TWO	
Review of Related Literature.....	13
THREE	
Methodology.....	14-15
3.1 Study Area	
3.2 Study Population	
3.3 Sampling Method	
3.4 Data collection methods	
3.5 Data Collection Tools	
3.6 Data Collection Procedure	
3.7 Period of Study	
3.8 Limitations of the study	
FOUR	
Study Findings (A): Response from mother having children 0-4year	16-29
Study Findings (B): Response from Girl Children of Age 5-14 Years.....	30-43
FIVE	
Recomendations	44
Reference.....	45
Annex I :List of Participants.....	46
Annex II : Interview Schedule.....	47-56

SUMMARY

In Bangladesh, with urban population growth, the number of slums and the people who dwell in them are rapidly increasing. More than half the slum inhabitants are children, nearly 15 million boys and girls. Due to socio-economic factors, the incidence of neglect, abuse and deprivation, particularly in the case of girl child, has gradually increased. The whole life cycle of a girl child is full of deprivation and oppression. Girl children of slums have extremely limited opportunities for a decent lifestyle: they lack a foundation for healthy and fulfilling lives, and at the same time carry immense responsibilities to support the families. This neglect may be either deliberate or unintentional but whatever is the cause, it restricts the support necessary for the physical, intellectual and emotional development of the girl child. Presently when women's issues are so central, it is worth studying situation of girl children of slums.

The objective of the study is to know about the present condition of girl children living in slums of Dhaka City, their problems and ways to improve the situation. 108 mothers having girl child aged 4 years and below and 108 girl children of 5-14 year of age were selected purposively as sample from two slums (*Mirpur Bauniya-Bandh and Karwan Bazar*) of Dhaka city as per their availability during data collection. Face to face interview technique with semi-structured interview schedule and FGD were applied for data collection. To analyze the data, collected information was classified in the light of objectives set forth for the study. The classified data was coded, tabulated and percent calculated for the same. The results were presented and discussed along with tables and graphs in numbers and percentages.

Study Findings: Response from mother

Personal Information:

The average age of the mothers was 22 year and 89% were married. Most of the family was single unit. Around half of these families consisted of 5-6 members and another 41% had 3-4 members. More than half of the respondents were literate having mostly primary level education. Monthly family income of 41% respondents was within the range of Tk. 4001-6000 and another twenty percent had between Tk. 6001-8000. The twenty percent cases the income varied between Tk.2001-4000.

Attitude of the respondents towards girl child:

Concerning education of the children, mothers having only daughters as well as those who had both sons and daughters were willing to send their children to school and did not discriminate between their sons and daughters. Even decision to send boys and girls to school did not vary with the occupation of the mothers.

Also, mothers whether literate or illiterate tried to avail modern medical facilities along with homeopathy for both boys and girls. Similarly, they are not only aware of benefits of vaccination for their children; they do not discriminate between their girl child and boy child about vaccination.

Knowledge on Right based Issue:

Forty three percent respondents agreed about the occurrence of violence against women in the slums where as another 47% respondents irrespective of working women or not denied that there was no incidence of violence against women in their slums. More than half of the respondents who were mostly home makers said that as they were always conscious about their child's protection especially girl child, their girls did not encounter any kind of violence by the neighbors. On the other hand the working mothers said that their girl children were victims of violence as they had to remain outside home.

Most of the respondents said that the parents (father and mother of the baby) they were very pleased to have a girl child as first issue where as nearly two third respondents mentioned that other family members were not that happy.

The primitive concept of preference for boys over girls still persists which include parent have to spend money on girl's wedding as dowry where as boys will look after parents and they earn money for the family and boys are born with more power than girls. With the advancement of time though this situation is changing but these misconceptions of society still remain.

Most of the respondents irrespective of working mothers or not have knowledge about law against early marriage. Yet there are frequent cases of early marriage in the slum areas most probably due to social custom and due to fear of incidence of violence against girl child. However, three fourth of the respondents have no knowledge about Policy on Child Rights.

The respondents want their sons as well as daughters to have higher education, get better job opportunities and become doctors. An interesting case was that among this group of mothers 14% wanted their girl child to get married in future, but no mother said that they wanted their boy child to get married early.

These mothers being in urban area their attitude and aspiration for their daughter was different from the mothers in rural areas. They have more exposure to city life where more girls are going for higher education and successfully engaged in paid jobs and professions. Again, according to social custom girls are not supposed to support their family and marriage of daughter is a must. Parents directly or indirectly are pressurized to arrange these marriage whether the daughter has completed her education or not or whether she has a job or not.

The respondents said that to eradicate discriminations among boys and girls the awareness should start from the family level. Parents should not discriminate among their boy and girl children regarding food, education and decision making. The primitive mind-set of society needed to be changed. Involvement of girls in various earning related activities would inspire the society to think differently on role and capability of girls. The society should create more opportunity for the girls so that girl and boys have equal access to education, health and job opportunities they can be equal to the boys.

Study Findings: Response from Girl Children of Age 5-14 year

Personal Information:

Most of the girls were single. Child marriage does exist in these slums. Out of eight married girls, two of them were deserted by their husbands. Most of the respondents belong to single family. Around three fourth of the families consist of 3-6 members. Three fourth of the respondents were literate mostly completed primary level education. Average monthly income of the families was around taka 5723. Those who study in schools and the family bears the costs most of their monthly educational expenses vary between Tk.100-400/- . Among the students nearly two third goes to government school and the rest go to Private School, NGO School and Madrasa.

Education:

The respondents who were not receiving education were mainly due to financial constraints of their family, unwillingness of parents, family responsibility due to sickness or death of mothers, school drop out due to failing in the exam and some of them were involved in jobs. Most of the girls who could not study or had to discontinue their study accepted it as their destiny while some others feel upset. Some of them were interested to resume their study if they got financial support.

Food:

In most cases parents did not discriminate between sons and daughters in respect of amount or quality of food. In some cases as the brother was younger or older so that they ate fewer or more food than their sisters. However, the FGD findings show that some of the respondents mentioned about biasness of mothers towards their brother just because of being a son.

Most of the respondents mentioned that they ate along with other family members or whenever they were hungry. However, FGD findings reveal that they have to wait till their brothers and father finished eating, so that the male person of the family get more food.

Health:

All the respondents mentioned that irrespective of son or daughter they mostly receive allopathic treatment from the pharmacy of their area when they were sick.

Sanitation:

In the slum area they have common community bathroom used by both men and women. Bathrooms are fenced generally with gunny bag and without any roof. Since there are tall buildings around the slums with people around, open roof of the bathrooms affects privacy of the girls. The girl/ women have to wait until the male person of the slum finish using bathroom. Some times they have to wait till afternoon to take a shower.

Entertainment:

Some respondents said that the girls of the area play together in the open space within the slum area. Sometimes some of the elderly people say that, girls of this age should not be playing outside. Even if the girls talk to the boys of their same age in the slum the elderly people do not like. As such, source of entertainment for most of them is watching television or listening to music at home. On the other hand their brothers or the others boys played in the field outside the slum.

Nearly two third of the respondents said that there was no violence against girls in their own family and 26% respondents said that they were victim of violence in the family because of being girl. Substantial number of respondents said that there was no violence against women by neighbors in slum area. On the other hand 28% respondents said that there were incidences of violence against women by neighbors in slum.

Most of the respondents said that in there own locality there was no danger of being harassed/ eve teased by the local people, But when they have to go to school which is out side of the locality then on the way to school some spoilt boys verbally tease the girls. So, in that case, the girls have to be accompanied by someone to guard them.

Girl's opinion was valued by family members:

Some of the respondents thought that they were too young to give their opinion related to issues discussed.

Education:

Half of the respondents said that their parents take their opinion regarding education and another one third said parents did not care about their opinion.

Wedding:

In general girl's marriage was fixed by the family and it is not customary to take consent of the girl before finalization of marriage. Most of the respondents said that their opinion had no value to the family.

Right to participate in family economy:

In the matter of spending family money more than half of the respondents said that they can not give any opinion in this matter. Some of them get pocket money from their parents and can spend money as they liked.

Earning:

The respondents who were studying presently wished that as they get older they want to be involved in income generating activities and they also wish that their family will support their decision then.

Knowledge about Right based issues:

Some of the respondents knew about child rights policy. They heard about this from their school teachers that there was some policies for the children. But they have no clear idea about that. More than half of the respondents did not know about it. Most of the respondents knew about law against early marriage.

Ways to eradicate the discrimination between girls and boys:

Although most of the girl children thought that there will always be discrimination, it will never be eliminated. They gave some suggestions such as creation of awareness in the family and society, equal education for both boys and girls, to decrease discrimination between girls and boys, dissemination of information on Child Rights, law against early marriage etc.

Future plan of the respondents:

Most of the respondents dream that they can go for higher studies and join in different professions such as doctor, service holder, teacher, garments workers and social work, Or any income generating activities.

CHAPTER: ONE

1.1 Introduction:

With urban population growth, the number of slums and the people who dwell in them are rapidly increasing. Approximately 3.4 million people live in around 5000 slums of Dhaka City. Dhaka is now experiencing a period of cramped population growth and slum dwellers are mainly responsible for this high growth rate. Poor rural families migrate to cities seeking better job opportunity. High rate of growth of slums and population living in slums has serious economic, social, and public health consequences. Although the government has a structured health and family planning service delivery system for the rural poor, it does not have any comparable infrastructure for the urban poor. Nongovernmental organizations (NGOs) are the primary service providers for the urban poor in health and population sectors. However, some studies report that "NGO services are often selective, less than optimum, and their coverage is incomplete".

Bangladesh is one of the initial signatories to the United Nations Convention on Child Rights, which describes elimination of all forms of discriminations, upholding the rights of children and government's due role in the development of children. More than half the inhabitants of Bangladesh's city slums are children: nearly 15 million boys and girls, of which 8 million must work to help in survival of their families.

In south Asian civilization the child is believed to be a gift of the God to be nurtured with love, care and affection not only within the family but also within the society as a whole. Unfortunately, due to socio-economic factors, the incidence of neglect, abuse and deprivation, particularly in the case of girl child, has gradually increased. The whole life cycle of a girl child is full of deprivation and oppression. Since the time of her birth, even when she is in her mother's womb (if it detected that it is girl child) from that moment the inequity starts. The girl child is discriminated in every steps of her life such as food, access to education, access to work, independent thought, right to assets, decision making etc. Since birth a girl child she grows up with deprivation, dishonor, misbehavior and access to limited opportunities and limited rights. This neglect may be either deliberate or unintentional but whatever is the cause, it restricts the support necessary for the physical, intellectual and emotional development of the girl child. Moreover, family structure and values function in such a way that daughter grow up thinking herself as inferior and subservient.

The girl child does not always enjoy the rights of childhood for reasons extraneous to her. The girl child faces the neglect of the family in the form of a failure to provide her the basic necessities of life in terms of food, clothing, love, shelter, supervision, education and medical care. In urban areas advantage of better access to education remains a myth for the majority of slum dwellers. Often, there are simply not enough schools within easy reach of slum settlements. Even if schooling facilities are available, slum families sacrifice the education of their children, particularly girls, to meet the other family expenses.

It is clear that girl children of slums have extremely limited opportunities for a decent lifestyle: they lack a foundation for healthy and fulfilling lives, and at the same time carry immense responsibilities to support the families. Global poverty is, in itself, a severe issue, and these girl children of slums are undoubtedly vulnerable to adverse social outcomes. As such, presently when women's issues are so central, it is worth studying situation of girl children of slums.

1.2 Objectives of the study:

The objectives of the study are:

1. To know about the present condition of girl children living in slums of Dhaka City.
2. To identify overall problems of girl children living in slums of Dhaka City.
3. To find out the causes behind these problems.
4. To identify the way to improve situation for girl children living in slums.

1.3 Rationale of the study:

Such views may reflect the plight of girls in many developing countries, but the reality is that virtually in every aspects of life and in every country, girls and women routinely bear burdens and endure treatment that reflect their unequal status. Everywhere in the world, girls face discrimination. They often receive less food than boys do, have less access to schooling, and in many countries, work long hours even when they are only 5 or 6 years old. In societies where a male child is regarded as more valuable to the family, girls often are:

- denied the right to life
- denied the right to name and nationality

By being married off early or forced to stay at home and help in domestic chores, girls are often denied the

- right to education and all the advantages that go with it
- right to associate freely
- rights accompanying unjustified deprivation of liberty

Slum life has never been easy for the urban poor in so far as housing and living conditions are concerned. For girls and women, the problems are especially acute. In slums across the world, there is a noticeable lack of basic infrastructure, services, and shelter. Women and girls living in slums are often susceptible to forced evictions by governments and other actors, and too often face gender-based violence before, during, and after eviction. Slum population is tending to be the lowest income earners. So they acknowledge their girl child as bad luck. Slum dwellers are often forced to choose their daughters typically the first to do without or to be pulled from any kind of facilities and provide that to their boy child.

The Convention on the Rights of the Child (CRC), adopted in 1989 and by now ratified by most countries of the world, provides an agenda for action in identifying persisting

forms of inequality and discrimination against girls, abolishing practices and traditions detrimental to the fulfillment of their rights and defining an effective strategy to promote and protect those rights. But effective implementation CRC is paramount to ensure positive change.

Other than the CRC, the Convention on the Elimination of All Forms of Discrimination against Women (CEDAW), ratified by 163 countries, is the most extensive and widely ratified International agreement in promoting the rights of girls and women.

The two Conventions clearly demonstrate that the wellbeing and rights of girls and those of their mothers are inextricably related. If a girl is brought up in a nurturing environment and her rights to education, health, nutrition and protection are met, her life as a woman will be greatly improved. At the same time, a girl's life and upbringing will be determined by how the mother is living and whether her rights are respected. If a mother, who was lucky enough to survive the hazards of child birth, has no education, engaged in long hours of hard work, is denied the right to own property and control resources, condemned to a life of poverty, it will be difficult for her to provide a better life for her children. Thus it is important to address the root causes of gender inequality at an early age. By intervening early when perceptions and attitudes are being formed, the cycle of gender discrimination can be broken before it has a chance to be internalized as the norm.

This study will help us to understand the situation of girl children living in slums of Dhaka city; their problems, needs, services provided for them and discuss various remedies regarding these problems influenced by a large number of factors apart from knowledge and awareness.

1.4 Definition of the terms used:

Slum:

A slum is a densely populated urban area which is characterized by a generally low standard of living.

The slums have been defined as a run-down area of a city characterized by substandard housing and squalor a densely populated temporary residential house built lawfully or unlawfully having no water supply, sanitation facilities or electricity supply. Most of these are one-roomed dwellings and extremely over-crowded defined by the United Nations agency UN-HABITAT. *The World Bank*, in a survey report that was conducted in collaboration with the Housing and Settlement Directorate, Government of Bangladesh and Centre for Urban Studies, defined a slum as a residential area where more than three hundred people live in one acre (0.405 hectares) of land. An average of more than three adults live in a single room. 46 percent of these houses are one-roomed and the average size is 120 square feet. Ventilation, drinking water, electricity and sewerage facilities are absent in these houses¹.

¹ Source: 'Dhakar Paribesh', Gias Siddique, page- 47

Slums can be divided into three categories:

1. Unauthorized occupation of government or semi-government lands
2. Living in thatched houses made of papers, polythene, tin etc, built on unauthorized vacant land near railway lines or on the footpath or by side of the main roads.
3. Living in unauthorised private lands.

Again In a study by the Centre for Urban Studies et al. 2006, slums were defined as residential areas characterized by the following conditions:

1. Predominantly poor housing
2. Very high population density and crowded rooms.
3. Very poor environmental services, particularly water and sanitation facilities
4. Very low socioeconomic status for the majority of residents
5. Lack of security of tenure

At present 1.5 million people live in slums within two or two and half miles radius of the city². The living conditions of these slums are inhuman. There are no water supplies for drinking, bathing or cooking. Most of the dwellers have to spend daily Tk. 10-15 on average for buying water, which is unaffordable for many. Apart from this, there are few sanitation facilities. In the majority of slums, up to 20 - 100 families use one toilet and only on payment. The slum dwellers are also deprived of primary health care facilities. There is no medical centre for them. The child death rate is unusually high, more than 15 per cent. Most of the children suffer from malnutrition.

Girl Child:

According to Bangladesh Alternative UNCRC report, in principle and to a certain extent in practice, till the age of 18 a person is considered to be a child. There are however several laws in the country that specifically define “minor” at different ages. For different purposes, different laws have different set age that may not be contradictory to each other, e.g., the legal age for driving is 18 whereas the legal age to get married (for a boy) is 21. Similarly, other laws regarding children can have different age bars depending on their applications and logic. So according to these acts each girl till the age of 18 can be called as child.

“Short-changing girls is not only a matter of gender discrimination; it is bad economics and bad social policy. Experience has shown, over and over again, that investments in girls’ education translate directly and quickly into better nutrition for the whole family, better health care, declining fertility, poverty reduction and better overall economic performance. (”From the *Millennium Report*)

² Ibid

CHAPTER: TWO

REVIEW OF RELATED LITERATURE

In Bangladesh several researches have been done on child issues where education, health, nutrition, child labour, trafficking etc were the focus of the study. But not enough research has been done specifically on girl children's situation who live in slum areas.

For example –

- a) Girl Child of Bangladesh by Selina Hossain.
- b) The Girl Child in Bangladesh: A Situation Analysis; UNICEF, Bangladesh, January 1990
- c) Girl Child Labor: A World of Endless Exploitation/B. Srinivasa Reddy and K. Ramesh
- d) Strategies to Meet the Health Needs of Adolescents by Centre for Research on women

From the findings of these researches it is clear that, girls face particular disadvantages due to family discrimination and practices. Many girls take on unpaid household work for their families, usually more than the boys. This work may include childcare, cooking, cleaning, and fetching water and fuel. Girls often also have to combine long hours of household chores with some form of economic activity outside the household (i.e. domestic workers) presenting girls with a “double burden”. They also are deprived of better nutritious food, health service, education and even social activities like playing games, leisure etc. This can have a negative impact on the future of the girl child.

Hence there exists enough scope of conducting study on girl child's issue especially those living in slums to know their present situation, obstacles and ways of removing the negative mind set on girl child.

CHAPTER: THREE

METHODOLOGY

3.1 Study area: Different slums of Dhaka City selected as the study area.

3.2 Study Population: The study Population consisted of the girl children of selected slums in Dhaka city.

3.3 Sample size and Sampling Technique: Among the slums of Dhaka City as representative sample *Mirpur Bauniya-Bandh slum and Karwan Bazar slum* for their extensive size and mass identity in Dhaka City were selected purposively as the study area.

Among these slum dwellers 108 mothers having 0 to 4 years old girl children and 108 girl children of 5-14 year of age were selected as sample as per their availability during data collection.

3.4 Data collection technique: Considering the nature of variables, numbers and types of respondents and their probable response face to face interview technique of data collection and FGD were applied.

3.5 Data Collection Tools: Semi-structured interview schedule and guideline for FGD were used as data collection methods to conduct this study.

3.6 Data Collection Procedure: The study was conducted on 108 urban slum women who have girl children with 0 to 4 year of age to know about their knowledge, their perception, and future plan regarding their girl children and to identify their opinions to improve the situation for girl children living in slum. The study also conducted on girl children of 5-14 year age to know about their problems, its solution, future plan, their needs, perception towards existing service in the slum area and their knowledge about existing service for the girls.

Participants of GGTP 15th batch after receiving necessary orientation and training collected requisite data using interview schedule through face to face interviewing. A semi structured interview schedule was formulated for data collection. A rapport was built with the respondents. All questions were put in a conversation style. Respondents were contacted by home visits. After that to collect the qualitative data two FGDs were conducted among the slum women who have girl children with 0 to 4 year of age and on girl children of 5-14 year of age.

To analyze the data, collected information was classified in the light of objectives set forth for the study. The classified data was coded, tabulated and percent calculated for

the same. The results were presented and discussed along with tables and graphs in numbers and percentages.

3.7 Period of study: October-December, 2010

3.8 Limitations of the study:

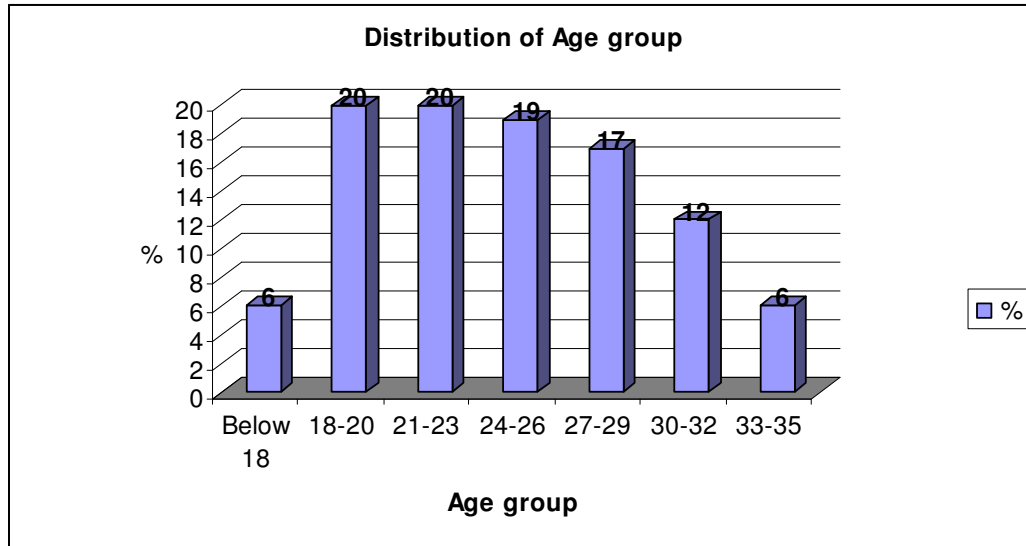
- As resources and manpower and time period allocated for the proposed study was very limited, the data collection was limited only within 216 respondents of Slum dwellers of Dhaka city. Among them 108 respondents are urban slum women who have girl children with 0 to 4 year of age and the rest 108 are girl children of 5-14 year age.
- Most girl children of 5 to 14 year felt reluctant to answer the question regarding their health issues.
- As this study was conducted by the trainee participants of Gender and Governance Training Program and this is the part of their training, so they were not experienced researchers.

CHAPTER: FOUR

STUDY FINDINGS (A): Response from mother (who has children with 0- 4 year)

Personal Information:

Figure 1: Age structure of Mothers



Interpretation:

The age structure of the sample respondents (mother) is mostly (59%) concentrate within the group of age 18-26 year. The average age of mother was 22 year.

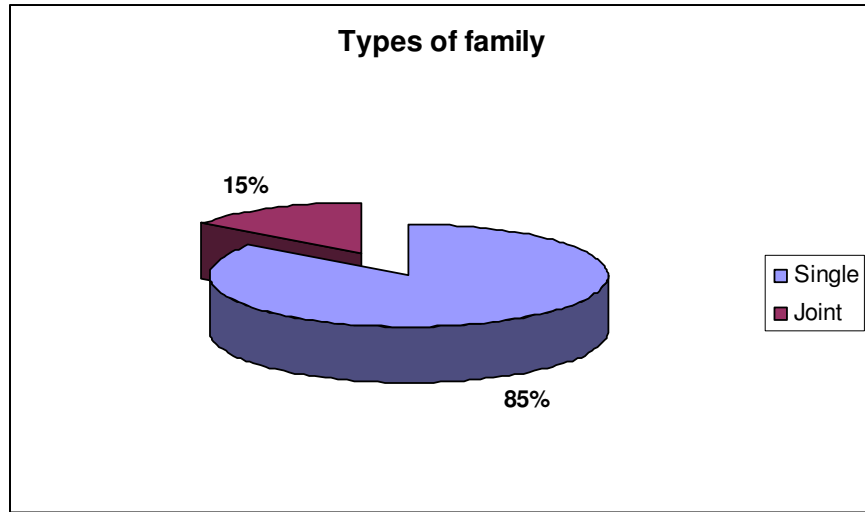
Table 1: Marital status of mother

Marital Status	Frequency	%
Married	96	89
Widow	6	5
Separated	1	1
Deserted	5	5
Total	108	100

Interpretation:

The above table shows that among the respondents (mother) 89% were married, 5% widow, 6% separated and /or deserted by husband.

Figure 2: Types of family



Interpretation:

Figure 2 indicates that most (85%) of the families of the slum area is single unit family having parents and children. Only 15% were joint family. The slum dwellers generally with one room house cannot accommodate joint or extended family.

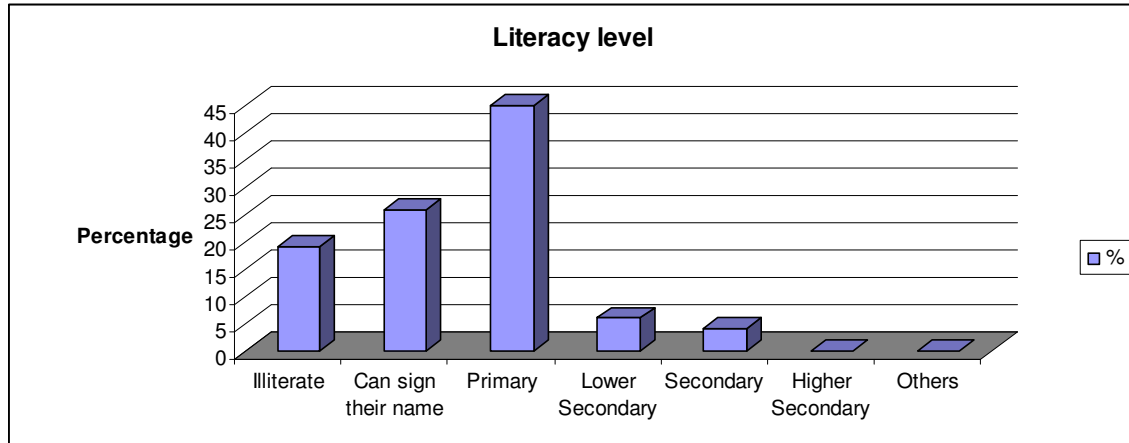
Table 2: Family Size

Member of the family	Frequency	%
1-2	2	2
3-4	44	41
5-6	53	49
7-8	9	8
Total	108	100

Interpretation:

The table indicates that number of family members distributed almost equally within the group 3-4 (41%) and 5-6 (49%). The average family member of a family is 5 people. It is a general idea that in slum area population explosion rate is high. But the study found that, as the slum people are also a part of this city, so that they prefer to have small family for better living.

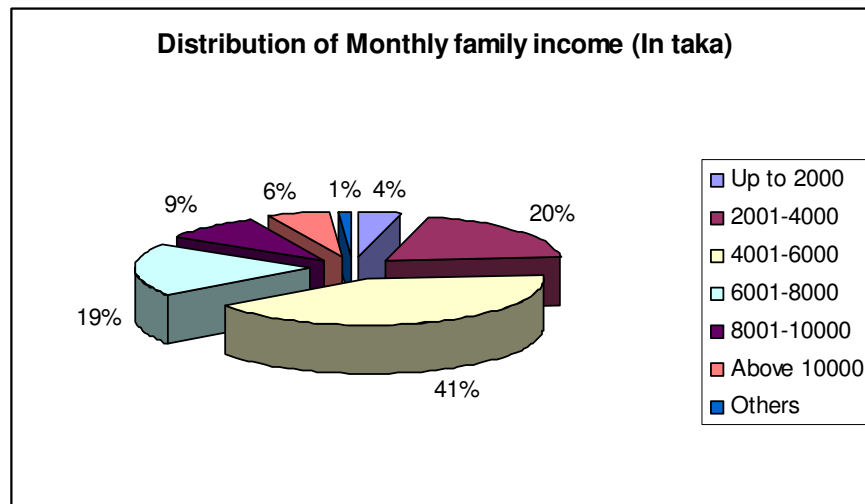
Figure 3: Literacy Level



Interpretation:

Figure 3 shows that more than half (55%) of the respondents belong to literate group, which includes primary (45%), lower secondary (6%) and secondary (4%). The rest 45% are illiterate.

Figure 4: Monthly family income



Interpretation:

The above figure indicates that 41% respondents have family income within the range of taka 4001-6000. The others have income range between 2001-4000 (20%), and 6001-8000 (19%). Only 15% respondents had monthly income within the range 8001- above 10000. So, it can be said that average monthly income of the family of the slum dwellers is around taka 5000.

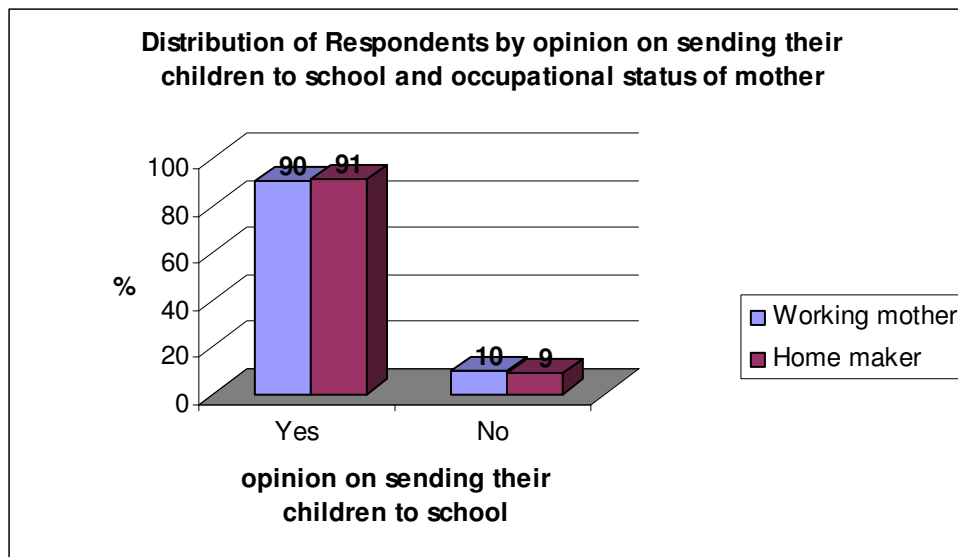
Table 3: Mothers opinion on sending their children to school and status of children

Children		opinion on sending their children to school				Total	
		Yes		No			
		n	%	n	%	n	%
Only Daughter		46	94	3	6	49	45
Both Child	Daughter	51	86	8	14	59	55
	Son	51	86	8	14		
Total						108	100

Interpretation:

The above table shows that, among 108 respondents 49 have only daughters. Those who have only daughters among them most (94%) of the respondents are willing to send their daughters to school. On the other hand mothers who (59) have both son and daughter among them 86% opined to send their children (both son and daughter) to school. Only 14% mother said that they will not send their son and daughter to school. The findings indicate that though slum people are underprivileged most of them do not discriminate between their son and daughter. They treat them equally in terms of receiving education. They want their children to be educated for the future betterment of the family. This shows that women in general are willing to send their children to school.

Figure 5: Mothers opinion on sending their children to school and occupational status of mother



Interpretation:

The above figure indicates that among the group of working mother (62) most (90%) of them said that they will send their children (both son and daughter) to school in future. Even, mothers who are home maker (46) among them 91% opined to send their children to school in future. These data also reveals that most of the mother wished their children to be educated in spite of their poor economic condition. This decision to send their children to school does not vary with the occupation of mother.

Health Seeking Behavior:

Table 4: Types of Diseases suffered by children during last 6 months

Diseases	f *	%
Fever, cough and cold	73	66
Jaundice	5	4
Diarrhoea	15	14
Pneumonia	1	1
Skin diseases	2	2
Pain in abdomen	5	4
Asthma	1	1
No diseases	9	8
Total (N=108)	111	100

***Multiple responses**

Interpretation:

The types of diseases that the slum children suffer are very common and are linked with the environment of the slum. There are 73 (66%) respondents stated fever (which includes malaria, typhoid etc), cough and cold as mostly occurred diseases among them. In case of 0-4 year old child it is a common disease. 14% children suffered from Diarrhoea. As the environment of slum is not clean so these children can not get a healthy environment to grow up, as a result they suffered from Diarrhoea. The other diseases from which the slum children suffer from are Jaundice (4%), pneumonia (1%), Skin diseases (2%), Pain in abdomen (4%), asthma (1%) and 8% responses show that the children did not suffer from any diseases.

Table 5: Types of treatment taken for their children and Educational Qualification of mother

Educational Qualification of mother	types of treatment taken for their children *										Total	
	Allopathic		Homeopathy		Kabiraji		Jharfuk		Others			
	n	%	n	%	n	%	n	%	n	%	n	%
Illiterate	18	22	5	14	1	25	-	-	1	100	25	21
Can Sign Only	25	31	12	34	2	50	-	-	-	-	39	32
Primary	32	40	14	40	1	25	-	-	-	-	47	39
Lower Secondary	4	5	2	6	-	-	-	-	-	-	6	5
Secondary	2	2	2	6	-	-	-	-	-	-	4	3
Higher Secondary	-	-	-	-	-	-	-	-	-	-	-	-
Others	-	-	-	-	-	-	-	-	-	-	-	-
Total	81	100	35	100	4				1	100	121	100

N= 108

***Multiple responses possible**

Interpretation:

The above table reveals that respondents who receive allopathic treatment for their children among them 47% responses belong to the literate group, having primary level education (40%), lower secondary level (5%) and secondary level of education (2%). More than half (53%) of the responses from the mother who receive allopathic treatment for their children are illiterate (Illiterate 22% and can sign name only 31%).

Respondents who receive homeopathy treatment among them more than half responses (52%) came from the literate group of mothers with primary level education (40%), lower secondary 6% and secondary 6%.

Only four responses show that they receive 'kabiraji' treatment for their children and one response was that she takes whichever treatment was available.

These data show that literate mothers had no impact on selection of type of treatment for their children. The findings shows that mother living in slums whether literate or illiterate try to avail modern medical facilities along with homeopathy.

Table 6: Response about vaccination

Response	Daughter	
	f	%
Yes	80	74
No	25	23
Do not know	3	3
No info	-	-
No Boy child	-	-
Total	108	100

Interpretation:

Table 6 shows that among the respondents majority (74%) of them have positive opinion about vaccination of the girl child. Only 23% respondents replied that they have not vaccinated their children. FGD findings revealed that slum people do not discriminate between their girl child and boy child about vaccination. The vaccination process depends on the access to health center and health workers. If they have opportunity and money they take their children for vaccination. They also depend on the health workers who visit their slum for vaccination.

Knowledge on Right based Issue:

Table 7: Mothers opinion on occurrence of violence against women in slum and occupational status of mother

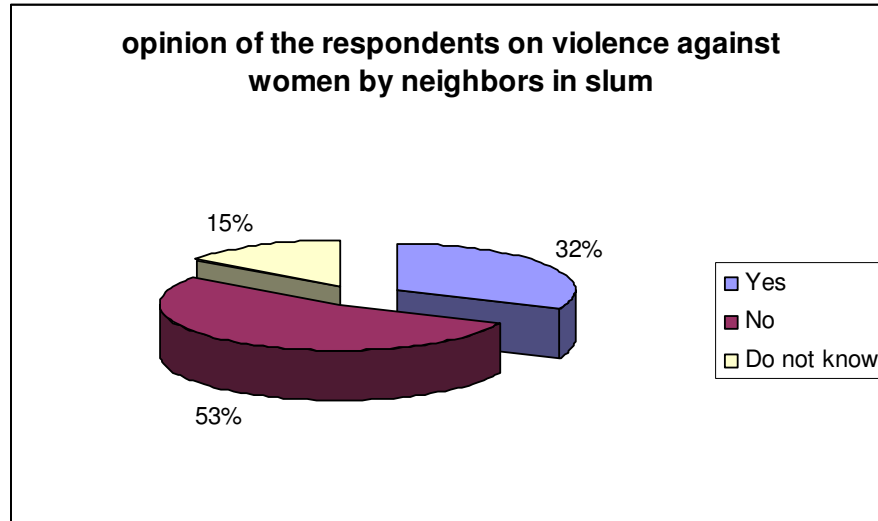
Occupational status of mother	opinion of the respondents on occurrence of violence against women in slum						Total	
	Yes		No		Do not know		n	%
	n	%	n	%	n	%		
Working Mother	25	54	28	60	9	60	62	
Home maker	21	46	19	40	6	40	46	
Total	46	100	47	100	15	100	108	100

Interpretation:

Among the respondents 46 (43%) agreed that there was occurrences of violence against women in to slum, among whom 54% were working mothers and 46% were home makers. On the other hand 47 (44%) respondents replied negatively in this matter. Among these group of people around two third (60%) were working mothers, 40% are

home maker and the rest 13% respondent said that they had no knowledge about this kind of violence.

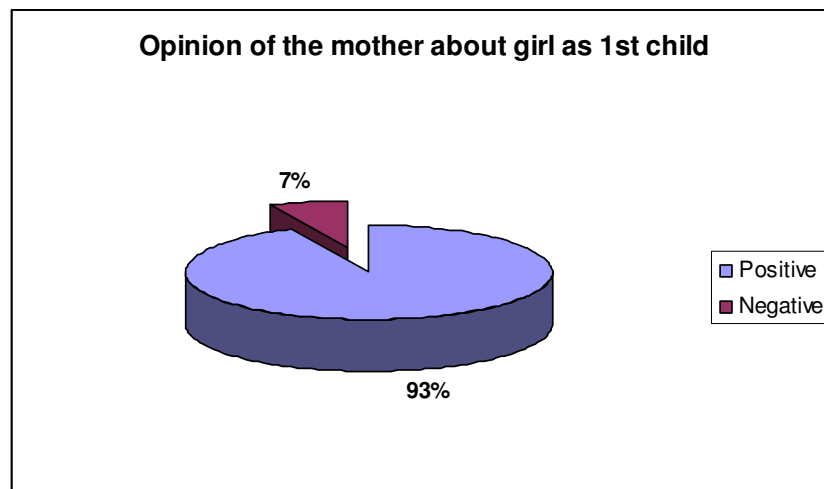
Figure 6: Opinion of the respondents on violence against women by neighbors in slum



Interpretation:

More than half of the respondents (53%) said that as mothers are always conscious about their child’s protection especially girl child, their girls did not encounter any kind of violence by the neighbors in slum. On the other hand 32% respondents said that as they all the time can not look after their children because of being working women, so some of the wicked neighbors take chance of this situation and as a result their girl children become victims of violence. FGD findings also support the findings of survey that homemaker mothers are very conscious about their girl child and they protect them.

Figure 7: Opinion of the mother about girl as 1st child



Interpretation:

Parents who have girl child first issue among them most (93%) of mothers said they took it

as
the
that

positively. Only seven percent of the respondents were not happy about it.

The FGD findings also revealed that all the mother who had girl child as first issue they were happy with that , because there is a belief that girl as a 1st child bring fortune to the parents. The respondents also mentioned that parents of girl child also expect that their second child will be a boy.

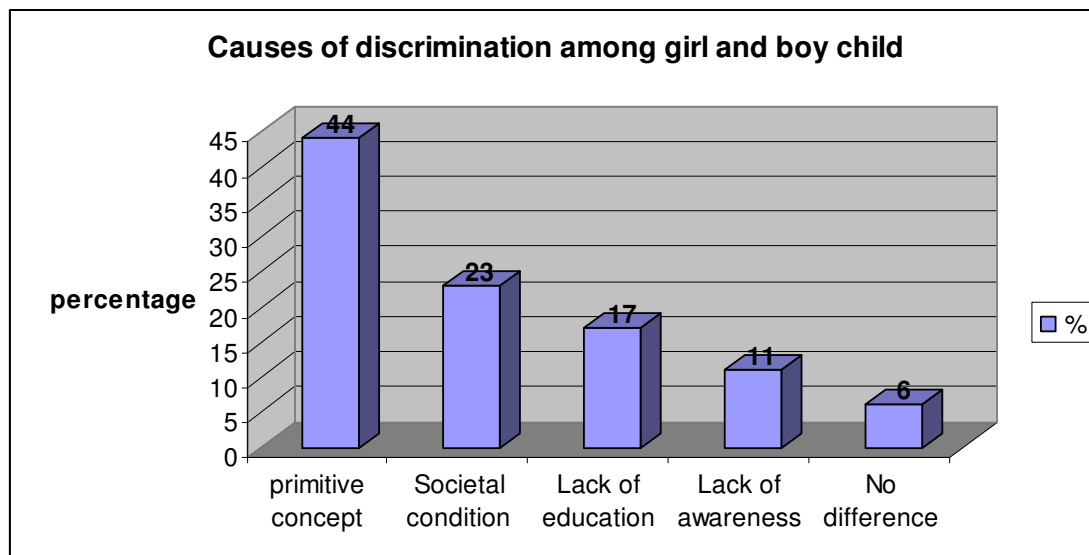
Table 8: Opinion of family members on girl child as 1st issue

Opinion of family persons on girl child as 1st issue	Frequency	%
All were so happy and take it easily	42	39
Parents were happy	23	22
Not happy	27	25
some were happy some were not	16	15
Total	108	100

Interpretation:

The above table shows that 39% cases respondents said that all the family members were happy to have a girl child, where as in 25% cases the family members were not happy. In 15% cases some family members were happy and some were not.

Figure 8: Causes of discrimination among girl and boy child



Interpretation:

The above figure shows that nearly half of the respondents mentioned that the causes of discrimination between girl child and boy child are primitive concept about girl and boy child. In primitive society people thought that boys can earn and support the family which girls can not. The people of primitive society also thought that parents have to spend money on girl's wedding as dowry, boys will look after parents and they earn money for the family and boys are born with more power than girls. Although with time this situation is changing but these misconceptions of society still remain. Still this thought exists among the people of this society that boys and girls can not be equal.

Another cause of discrimination among boy and girl child found from the study is societal condition (23%). The societal condition is created by the people of the society, by the family. They thought that boys have more opportunity than the girls to work.

Other causes of discrimination reveals in the table are lack of education (17%) and lack of awareness (11%).

Table 9: Mothers response on knowledge about early marriage and occupational status of mother

Occupational status of mother	response on knowledge about early marriage				Total	
	Yes		No		n	%
	n	%	n	%		
Working Mother	58	94	4	6	62	57
Home maker	44	96	2	4	46	43
Total	102		6		108	100

Interpretation:

Among the respondents 94% found who have knowledge about law against early marriage. Among the working mothers 94% and among home makers 96% have knowledge about law against early marriage. So, it can be said that most of the women in slum area know about this matter. Yet there are frequent cases of early marriage in the slum areas most probably due to social custom and due to fear of incidence of violence against girl child.

Table 10: Mothers response on knowledge about Child Right Policy and occupational status of mother

Occupational status of mother	response on knowledge about Child Right Policy				Total	
	Yes		No			
	n	%	n	%	n	%
Working Mother	17	27	45	73	62	57
Home maker	12	26	34	74	46	43
Total	29	27	79	73	108	100

Interpretation:

Among the respondents nearly three fourth (73%) mothers said that they do not know about the child right policy. Only 27% mothers have knowledge on this issue.

Table 11: Mothers opinion on future plan of their children for education and employment

Children		opinion on future plan of their children										Total	
		Progressive idea						Wedding		Earning			
		Doctor		Service		Educated		n	%	n	%	n	%
Only Daughter		6	12	11	22	26	53	1	2	5	10	49	45
Both Child	Daughter	3	5	14	24	27	46	8	14	7	12	59	55
	Son	3	5	14	24	29	49			13	22		
Total												108	100

Interpretation:

Respondents who have only daughter (49) among them more than half (53%) said that they want their daughters to be more and more educated, 22% want their daughters to hold good position in service sector and 12% want their daughters to be doctors. On the other hand 10% of the parents said that they want their daughters to get involved in any kind of activities for earning money so that they can financially help the family.

Respondents who have both son and daughter (59) among them 5% parents wanted their children (both son and daughter) to be as doctor, 24% wanted their children to be involved in better jobs. 46% parents wanted their daughters to have higher education, whereas 49% mothers of this same group wanted their sons to be educated. Another interesting case is that among this group of mothers 14% wanted their girl child to get married in future, but no mother said that they wanted their boy child to get married early. In case of earning and to help the family financially 12% mother said that they wanted their girl children to be involved in any kind of earning related activities, while 22% of the same mother responded that they wanted their sons to get involved in any kind of jobs for earning money.

These mothers being in urban area their attitude and aspiration for their daughter was different from the mothers in rural areas. They have more exposure to city life where more girl children are going for higher education and successfully engaged in paid jobs and professions, including medicine. Again, according to social custom girls are not supposed to support their family and marriage of daughter is a must. Parents were directly or indirectly pressurized to arrange the marriage of their daughters irrespective of the fact whether she completed her education or had a job or not.

Table 12: Suggestions to eradicate the discrimination between men and women

Ways	Frequency	Percentage %
Awareness should start from the family level	35	32
The society needed to be aware	33	31
Change of negative mind-set among people about girl child	20	18
More education	11	10
Awareness among girls	1	1
Financial stability of family/ by eradicating poverty from the family	2	2
Its Allah's wish, he knows	2	2
Cannot be removed	4	4
Total	108	100

Interpretation:

There is discrimination between men and women/ girl and boy child everywhere. The respondents of the slum also agreed with this issue. Among the respondents 32% said that to eradicate these discriminations awareness should start from the family level. The change should start from the family, parents should not discriminate among their boy and girl children in any case of family matters like decision making, food, education, they should treat their children equally whether it is a boy or a girl.

31% mother told that to eradicate the discrimination among boy and girl child the society needed to be aware. The primitive mind-set of society needed to be changed. Involvement of girls in various earning related activities would inspire the society to think differently on the role and capability of girls. The society should create more opportunity for the girls so that girl and boys have equal access to education, health and job opportunities they can be equal to the boys.

Eighteen percent of the mother told that change in the negative mind-set among people about girl child is required. The other recommendation for eradicating the discrimination between men and women come out from the study were more education for women (10%), awareness among girls (1%) and financial stability of family (2%). Six percent said Allah created this difference and it cannot be changed.

STUDY FINDINGS (B)

Response from Girl Children of Age 5-14 year

Personal Information

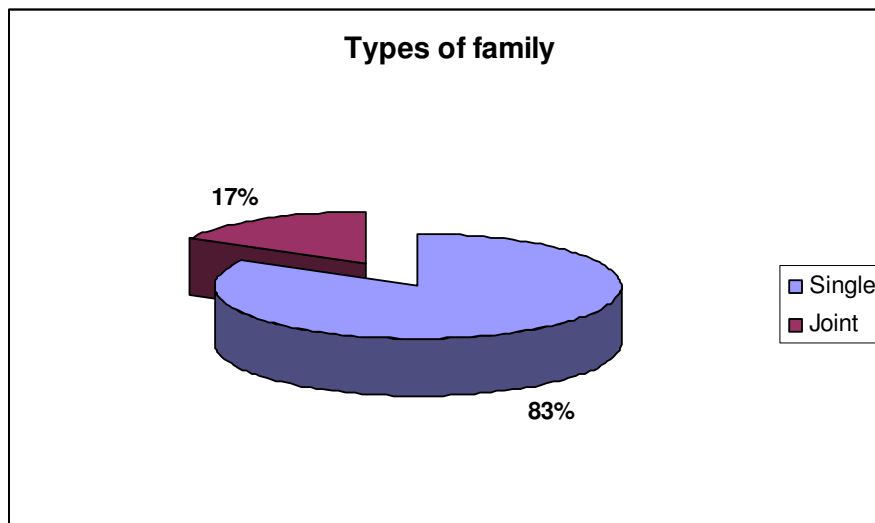
Table 13: Marital status

Marital Status	Frequency	%
Married	6	5
Single	100	93
Deserted	2	2
Total	108	100

Interpretation:

The above table shows that out of 108 girl children most (93%) of them are single. Only 5% are married and 2% are deserted. This figure indicates that even at this early age, eight girls got (of 14 and below) married among whom two are deserted by their husbands.

Figure 9: Types of family



Interpretation:

The above figure shows that most (83%) of the respondents mentioned that they belong to single family. Only 17% respondents are from joint family.

The FGD findings also reveal that all the 14 participants (girl children) are from single family.

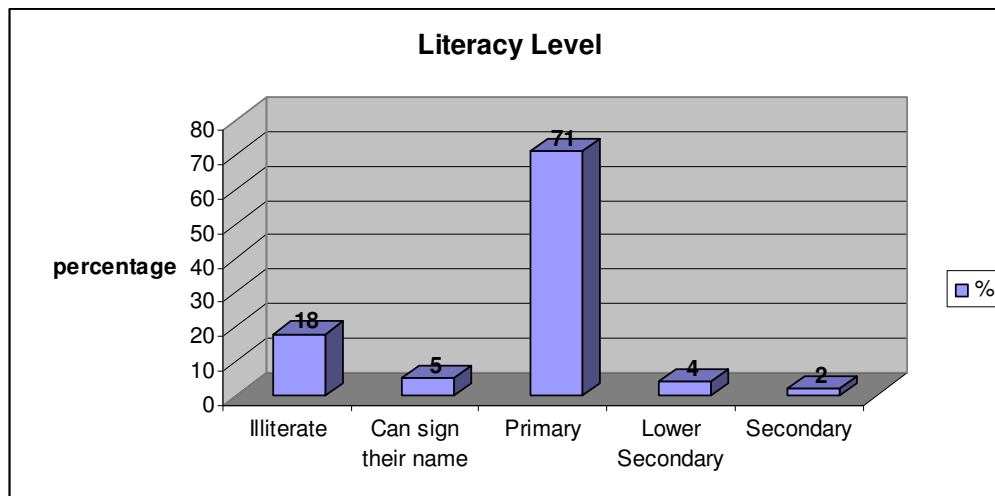
Table 13: Family Size

Number of family members	Frequency	%
3-4	34	31
5-6	50	46
7-8	17	16
9-10	5	5
above 10	2	2
Total	108	100

Interpretation:

More than three fourth (77%) of the respondents said that their family member consist of 3-6 members, which include father, mother, sons and daughters. The average family member of the slum family is around 5 people. As a part of city dweller the slum dwellers also have the tendency to have single family.

Figure 10: Literacy level

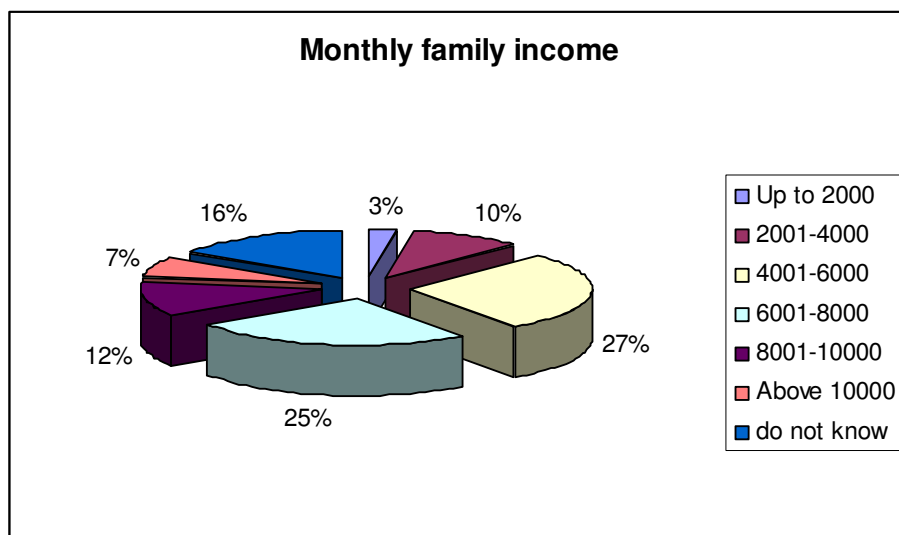


Interpretation:

The table shows that more than three fourth (77%) of the respondents are in literate group, where 71% are in primary level, 4% are in lower secondary level and only 2% are in secondary level which is encouraging. Only 18% of the respondents are illiterate and 5% can sign their name.

From the FGD discussion it reveals that, half (7) of the respondents said that they are involve in education process now, they go to school regularly. The rest half (7) mentioned that they do not go to school.

Figure 11: Monthly family income



Interpretation:

Out of 108 respondents 20 of them do not have knowledge about monthly family income. Among the rest 88 respondents nearly two third are in the bracket of taka 4001 to taka 8000. Monthly income of 22% are between taka 8000 and above 10,000, and 15% have below taka 4,000. The study shows that average family income of the slum families are around taka 5723.

The FGD findings reveal that monthly income of the respondents' family varies from lowest 3000 taka to highest 25,000 taka.

Table 14: Educational expenses

educational expenses	f	%
100-400	34	81
401-700	8	19
do not study (previously studied)	15	
Others	25	
do not know	26	
Total	108	100

Interpretation:

Out of 108, 26 respondents have no knowledge about the educational expenses, 25 respondents belong to the other group which includes married or school provides free education and 15 respondents are dropped out. The rest 42 respondents who are school

going among them 81% respondents said that their family expended 100-400 taka in educational purpose and 19% respondents said that their family expended 401-700 taka.

Table 15: Causes of not receiving education

Causes	Self	
	f	%
Financial constraints	10	26
for unwillingness of parents	7	19
for involving in family earning	2	5
Others	19	50
Studying	70	-
Total	108	

Interpretation:

The above table shows that 70 respondents are still involved in study. Rest of the respondents who are not receiving education among them 26% said that for financial constraints of their family they could not get involved in school. 19% respondents mentioned as the cause of not receiving education is unwillingness of parents. They said that their parents did not want them to go to school rather than they want them (respondents) to assist the family chores. 5% of the respondents got involved in income earning, so that they could not get involved in education. Half (50%) of the respondents are illiterate.

From the FGD findings the causes of not receiving education are:

- As parents (father or mother) were sick so that the respondents had to give up study and to look after their family, younger brothers and sisters.
- Failed in school exam and dropped out at class four stopped going to school and give up study.
- For the death of parents the respondents had to give up school and took job to earn for the family.
- One of the respondents mentioned that she does not want to study and that's why she did not get enrolled in school.

Table 16: Types of School

Causes	f	%
Government School	56	63
Private School	16	18
NGO School	14	16
Madrassa	3	3
Others *do not study	19	
Total	108	

Interpretation:

Among all the respondents 19 said that they do not study. Rest of the students who are involved in study among them nearly two third (63%) goes to government school. And the rest go to Private School (18%), NGO School (16%) and in Madrassa (3%).

The FGD findings show that the seven respondents who go to school among them two go to UCEP School and the rest five respondents go to Shantibagh High school which is government.

Table 17: Regularity in school

Responses	f	%
Yes	45	64
No	25	36
Do not study	38	
Total	108	100

Interpretation:

The above table shows that 38 respondents are not involved in study at present. Among rest of the respondents nearly two third (64%) of the girl children are regular in school, 36% do not go to school regularly. The FGD findings also support this data. FGD also reveals that those who are involved in study all of them are regular in school.

Feelings about not engaged in education in spite of being interested:

- Among 108 respondents 39 responses reveals that the respondents were mentally disappointed when they had to give up study.
- 46 responses reveal that the respondents take it easily as because of being a girl. They thought that as they are girl so that they might not be too much educated according to their parents.
- Among total of 108 respondents 53 responses reveal that it's a matter of their fate that they had to give up study.

- 35 responses show that the respondents are Interested to engaged in study again if get any financial support.

Table 18: timing of eating at home

Response	f	%
whenever got hungry	26	24
After finishing everyone	16	15
With all family members	60	56
Others	6	5
Total	108	100

Interpretation:

The above table shows that 24% respondents mentioned that they eat whenever get hungry, more than half (56%) said that they always eat with their family member all together. Only 15% respondents said that they have to eat after their male members of the family finished.

The FGD findings reveal that many of the respondents told that they have to eat after their bothers and father finished eating, so that the male person of the family can get more food.

Table 19: Equality in given food

Responses	f	%
Yes	62	72
No	24	28
N/A	22	
Total	108	

Interpretation:

The above table shows that those who have brothers among them 72% said that their parents do not discriminate in respect of food. Only 28% said that there is inequality in giving food. In very few cases brothers got more food than the sisters because of being son, this discrimination is made by the parents. But the number is very few. In rest cases as the brother is younger or elder so that they eat fewer or more food than the sis. This is not because of sex discrimination.

However the FGD findings show that some of the respondents mentioned about biasness of mother towards their brother because of being son.

Health related information

Table 20: Diseases suffered from last 6 months

Diseases	f *	%
Fever, cough and cold	42	35
Jaundice	8	7
Diarrhoea	4	3
Headache	29	23
Skin diseases	3	2
Conjunctivitis	3	2
No diseases	35	28
Total	124	100

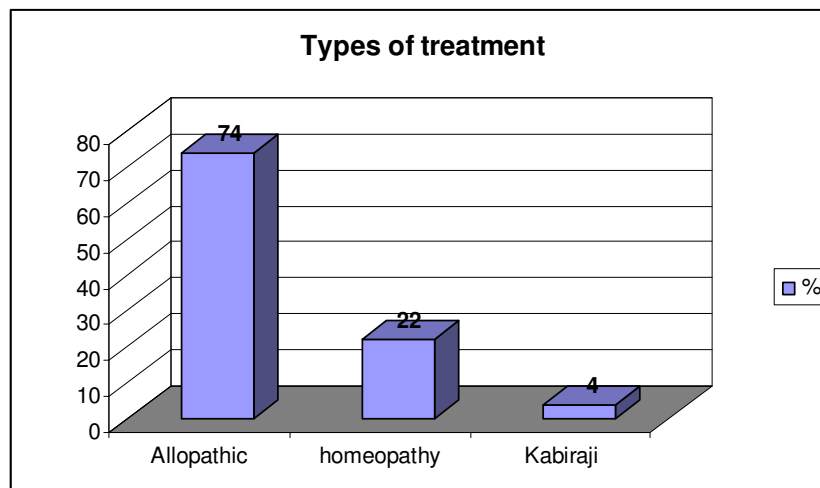
*Multiple responses

Interpretation:

The above table indicates types of diseases that the girl of slum suffered from. During last 6 months 35 respondents said that they did not suffer from any disease.

The types of diseases that the slum girls suffer are very common and are linked with environment of the slum. 42 (35%) respondents stated fever, cough and cold as one of the major diseases. Following those 29 (23%) responses shows diseases as headache. The other responses are Jaundice (7%), diarrhoea (3%), skin disease (2%), conjunctivitis (2%), asthma (1%) and measles (1%).

Figure 12: Health-seeking behavior



Interpretation:

The above figure indicates that nearly three fourth (74%) of the total respondents receive allopathic treatment, 22% receive homeopathy and only 4% receive kabiraji treatment.

The FGD findings also reveal that all the respondents receive allopathic treatment from the nearer pharmacy of their area. They also said that, homeopathic treatment is only for the children and in their area there is no kabiraji or jharfuk treatment.

This shows that pharmacists are prescribing medicines without consultation with qualified medical personnel which may be harmful for the patients.

Table 21: Problems faced in the time of menstruation (12-14 years)

Problems	f
pain in abdomen	10
excessive bleeding	2
problem to walk	1
Headache	1
Apathy	1
Irregular menstruation	2
not yet	2
Total	19

Interpretation:

Respondents mentioned that they faces problems in the time of menstruation such as pain in abdomen, excessive bleeding, problem to walk, headache, apathy, irregular menstruation etc.

The FGD findings reveal that, the respondents (girl children between 5-14 ages) said that, in the slum area they have common community bathroom used by both men and women. Bathrooms are fenced generally with gunny bag and without any roof. The girl/ women have to wait until the male person of the slum finish using bathroom. Some times they had to wait till afternoon to take shower.

Since there are tall buildings around the slums with people around, open roof of the bathrooms affects privacy of the girls

Information about Entertainment:

Table 22: Mode of Entertainment

Mode of entertainment	f *	%
Playing	54	27
Watching television	88	44
Listening music	40	20
Do not take part in entertainment	12	6
Others	5	3
Total	199	100

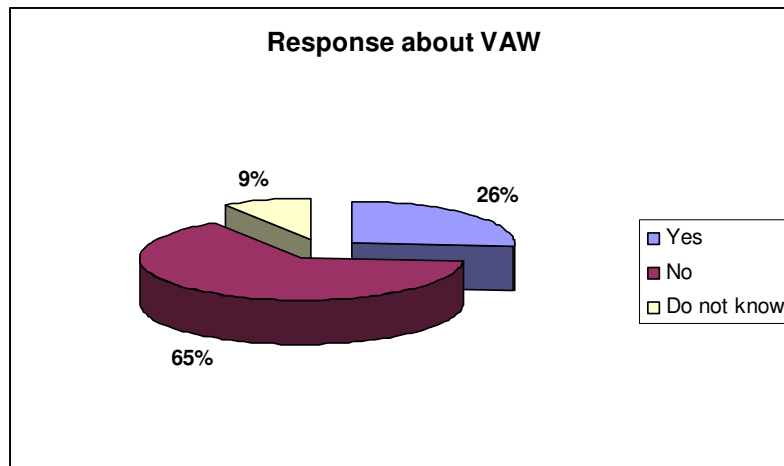
***Multiple responses**

Interpretation:

The above table indicates that total 199 responses come from 108 girl children. Watching television (44%) is the highest response among all. Most of the girl children said that their parents preferred them to be at home, so that watching television is the main entertaining part of their daily life. There are 54 (27%) responses which show that the respondents stated playing outside homes as their mode of entertainment. The other responses are listening music (20%) and 12 respondents said that they do not take part in any entertainment.

The respondents said that the girls of the area play together in the open space within the slum area, on the other hand their brothers or the others boys go to play in the field outside the slum. Even if the girls talk to the boys of their same age in the slum the elderly people do not like. Sometimes when the teen aged girls play in the slum some of the elderly people say that, girls of this age should not be playing outside.

Figure 13: Opinion of the respondents on violence against women in slum

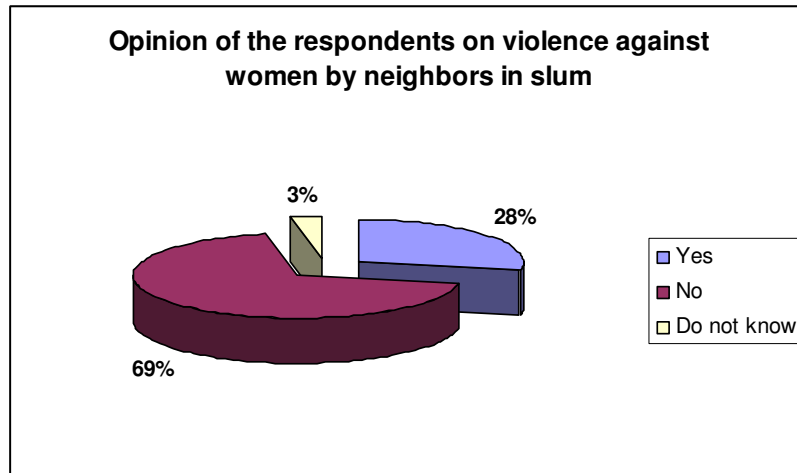


Interpretation:

The figure indicates that nearly two third (65%) of the respondents said that there is no violence against women in their own family only because of being girl child. In this case they mentioned that they are dominated by their brothers and parents scold them. But 26% respondents said that they are victim of violence in the family because of being girl. Only 10 respondents said that they do not know about any occurrence of violence.

The FGD findings show that all the respondents said there is no violence against women in their own family only because of being girl child.

Figure 14: Opinion of the respondents on violence against women by neighbors in slum

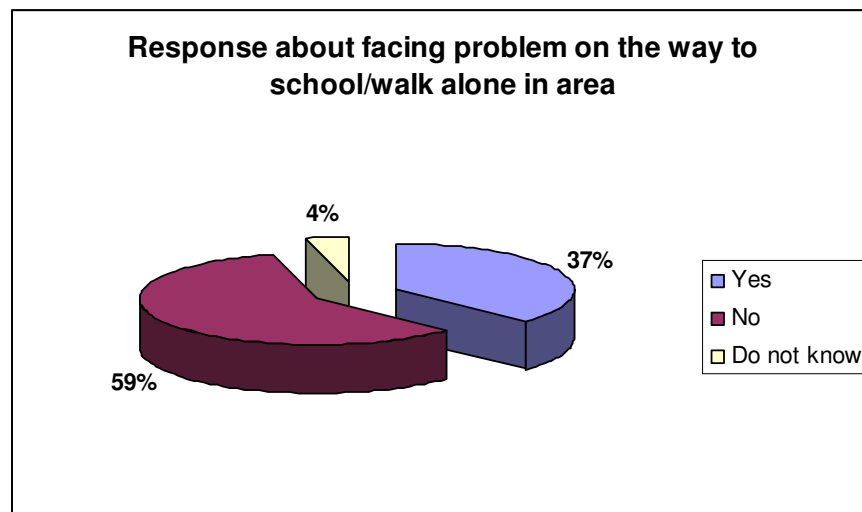


Interpretation:

Figure 14 indicates that 69% respondents opined negative impression while talking about violence against women by neighbors in slum area. On the other hand 28% respondents said that there are incidences of violence against women by neighbors in slum.

The FGD findings show that almost all the respondents said that generally there is no violence against women in the neighborhood of the slum.

Figure 15: Response about facing problem on the way to school/walk alone in area



Interpretation:

The above figure shows that 59% respondents said that they do not face any problem on the way to school/ walk in area, 37% respondents said that they face problem.

The FGD findings reveal that, most of the respondents said in their own locality there is no danger of being harassed/ eve teased by the local people, But when they have to go to school which is out side of the locality then on the way to school some spoilt boys verbally tease the girls. So, in that case, the girls have to accompany someone to guard them. They also mentioned that, in one case a spoilt boy injured a girl for not agreeing to marry him or having an affair.

Girl's opinion valued by family members:

Table 23: Importance of self's opinion given by family members

Response	Education		Wedding		Spending money	
	f	%	F	%	f	%
Yes	55	51	-	-	18	17
No	34	31	78	72	60	55
others	19	18	30	28	30	28
Total	108	100	108	100	108	100

Interpretation:

Education:

Table 23 shows that in case of education half (51%) of the respondents said that their family value their opinion. Their families take their opinion in the matter of education. On the other hand 31% cases family do not care about their opinion. The rest 18% said that as they are still younger in age so that they are not able to give their opinion, sometimes their parents give opinion on behalf of them.

Wedding:

In general girl's marriage is fixed by the family and it is not customary to take consent of the girl before finalization of marriage. 72% respondents said that their opinion has no value to the family. Among this group six of the girls are married and two are deserted and they specifically mentioned that their family did not ask for their opinion in the time of their wedding. The family members thought that wedding is the matter of taking decision by the elderly person of the family and the girl's decision is not that much important in this case. Only 28% respondents said that as they are still young in age so that they are not able to give their opinion in the matter of wedding. When needed their parents will take decision on behalf of them

Spending Money:

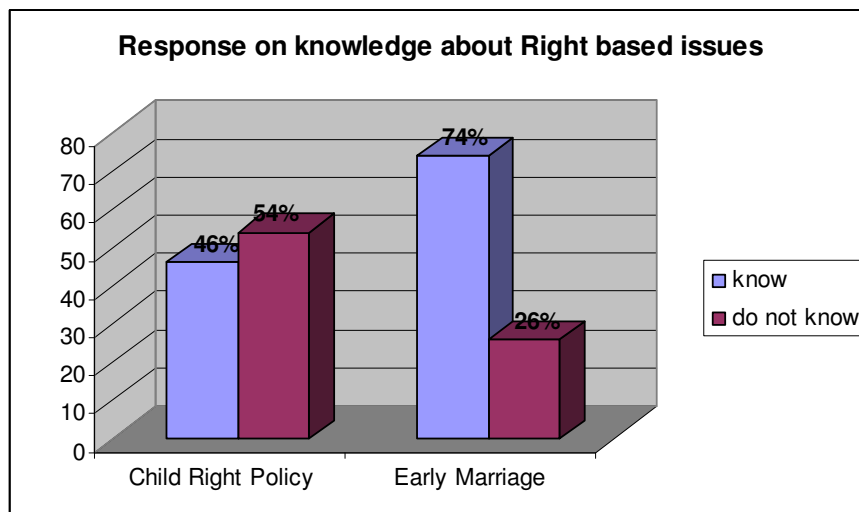
In the matter of spending money more than half (55%) of the respondents said that they can not give any opinion in this matter. Only 17% said that they can spend money on their own wish and their family supports them in taking this decision. Sometimes they get pocket money from their parents. The rest 28% are younger in age and thought that they are not capable to take decision in this matter.

Earning:

Most of the respondents are involved in study at present. Only 38 respondents neither involve in study nor in income generating activities. The respondents who are not involved in Education are busy with Sewing, look after younger sisters and brothers, cooking, look after grand parents, help in house hold activities. But the respondents who are studying presently wish that while they get older they want to be involved in income generating activities and they also wish that their family will support their decision then.

The FGD findings reveal that, in their own family their parents give importance to their opinion, but not always. But those who have brothers older than them, the brothers get more preference in family decision making. Most of the time respondent's opinion carries no value because they are girl. Only two of the girls said that as they are the elder children of the family so their parents consult them in taking any decision.

Figure 16: Response on knowledge about Right based issues



Interpretation:

46% of the respondents know about child rights policy. They heard about this from their school teachers that there is some policy for the children. But they have no clear idea about that. More than half (54%) of the respondents do not know about it.

And nearly three fourth (74%) of the respondents know about law against early marriage and 26% do not know about it.

The FGD findings reveal that most of the respondents do not know about the child right policy. But they know about policy against Early Marriage, its demerits and consequences.

Sector of deprivation from boys of their same age:

- The girl children said that boys can go and play wherever and whenever they want, but the girls can not. When they started to grown-up from then the family, society each and every one try to stop them from going outside.
- Boys can move around wherever they want, but the girls have too many obligations.
- Sometimes boys get preference in family and also in society because of being only boys.
- Boys can do whatever they want
- However some of the girls do not think themselves discriminated from boys of their same age.
- Boys do not have the fear of eve teasing.
- Sometimes boys get advantage in getting employment as they can move wherever and whenever they want.

Ways to eradicate the discrimination between girls and boys:

- More education among boys and girls can reduce the discrimination between boys and girls.
- Awareness should start from the family level. Parents should be careful that their girl children do not have to give up study for any reason.
- The society needed to be aware
- Change of negative mind-set among people about girl child is needed.
- Awareness among girls about their rights.
- Financial stability of family/ by eradicating poverty from the family.

But at they end most of the girl children thought that there will be always discrimination, it will never be removed.

Table 24: Future plan of the respondents

SI	Response	Frequency
1	Doctor	22
2	Service	27
3	Teacher	6
4	further education	22
5	garments worker	9
6	look after the family	5
7	what family wants	1
8	social work	3
9	do not know	13
	Total	108

Interpretation:

Among 108 respondents 67 of them mentioned that they will join in different profession such as doctor (22), service (27), teacher (06), garments workers (09) and social work (3). Another 22 respondents will continue higher studies so that they can join in any income generating activities in future. Only 6 respondents mentioned that they will take care of their family and do whatever their family wants. However, 13 respondents reported that they have not thought any thing about their future.

CHAPTER: FIVE

RECOMMENDATION:

- Extreme poverty is one of the major problem the in many societies, which undermines the good intentions of many poor countries to implement policies that would redress the discrimination and inequality that affects women especially the girl children. So poverty alleviation is a must to improve the situation of the girl children living in the slums.
- Greater attention should be given to the improvement of living conditions in particular health and education of girls and boys; school enrolment and attendance of boys and girls should be included in monitoring systems for program performance and impact assessment of development interventions
- Food crisis in slums across Bangladesh paves the way for a bleak future for the entire nation and girl children suffers most than boy child. Nutritious food should be provided to all girl children. Because they will be healthier, more productive and will contribute in their family and society.
- The large number of girl children living in these impoverished places could be a great asset to Bangladesh if given adequate opportunity. Proper education (both academic & technical) should be ensured for these children. Both Go-Ngo schools can play effective role to ensure this.
- Increase public awareness should be created to increase the value of the girl child and at the same time strengthen the self-image, self-esteem and status of the girl child, eliminate all forms of discrimination against the girl child and the root causes of son preference.
- Considering existing problems of community latrine, spitting and hand washing increase public awareness is needed so that hygiene of girl children can be ensured in the slum.

REFERENCES:

SLUMS IN DHAKA CITY: Life of Misery by MD. Rubel, A report published on the daily news paper The Daily Star

Haaga, E. 1992. A Case Study of the Slum Improvement Project, Bangladesh. Dhaka: UNICEF.

Government of Bangladesh. 1994. Bangladesh Population Census 1991: Analytical Report. Vol. 1. Dhaka: Bangladesh Bureau of Statistics, Statistics Division, Ministry of Planning.

World Urban Forum: *Dialogue on the urban poor: improving the lives of slum-dwellers.* HSP/WUF/2/6. Barcelona: World Urban Forum; 2004

Centre for Urban Studies (CUS), National Institute of Population Research and Training (NIPORT) and Measure Evaluation: *Slums of Urban Bangladesh: Mapping and Census, 2005.* Dhaka, Bangladesh and Chapel Hill, USA; 2006.

Bangladesher Meye Shishu, by Selina Hossain

The Girl Child in Bangladesh: A situation Analysis; UNICEF, Bangladesh, January 1990

Laws Relating to Children in Bangladesh; Gazi Shamsur Rahman, Bangladesh Shishu Academy, Dhaka, 19981

NATIONAL PLAN OF ACTION FOR CHILDREN, BANGLADESH, 2004 – 2009, Ministry of Women and Children Affairs, Government of the People's Republic of Bangladesh

Bangladesh's Alternative UNCRC Report 2007, by Manusher Jonno Foundation

ANNEXURE I

List of the participants:

1. Sifat Farhana
2. MD. Shakhawat Ullah
3. Tahmina Begum
4. Tahmina Shahan
5. Ilona Anwar
6. Fayeza Khatun
7. Sumaya Imam
8. Kishore Claudius Nafak
9. MD.Iqbal Rabbani
10. MD. Saiduzzaman Khan
11. Syed Afroz Keramat

ANNEXURE II (a)

Interview Schedule for the mothers

ডেমক্রেসিওয়াচ

৭, সার্কিট হাউজ রোড, ঢাকা ১০০০

ফোন: ৯৩৪৪২২৫-৬, ৯৩৩০৪০৫

Situation of the Girl Children of Slums in Dhaka City

(আমরা ডেমক্রেসিওয়াচের পক্ষ থেকে এসেছি। এটি একটি বেসরকারি শিক্ষা গবেষণা ও সামাজিক উন্নয়নমূলক প্রতিষ্ঠান। দেশের বিভিন্ন আর্থ-সামাজিক ইস্যু নিয়ে প্রতিষ্ঠানটি নিয়মিত গবেষণা করে থাকে। প্রতিষ্ঠানটির জেডার এন্ড গভর্নেন্স ট্রেনিং প্রোগ্রামের একটি কোর্সের অংশ হিসেবে ঢাকা শহরের কিছু নির্ধারিত বস্তিতে বসবাসকারী কন্যাশিশু বিষয়ক একটি গবেষণা চলছে। গবেষণার অংশ হিসেবে আমরা আপনার কাছে এসেছি। আপনার মতামত আমাদের গবেষণার জন্য অত্যন্ত মূল্যবান। অনুগ্রহ করে সম্পূর্ণ খোলা মনে আপনি আপনার মতামত দিন। উলেখ্য আপনার কাছ থেকে সংগৃহীত তথ্য শুধু গবেষণার কাজে ব্যবহৃত হবে। আমরা প্রতিষ্ঠানের পক্ষ থেকে আপনার মতামতের সকল প্রকার গোপনীয়তা রক্ষার নিশ্চয়তা দিচ্ছি।)

(০-৪ বছরের সন্তানের মায়ের ক্ষেত্রে প্রযোজ্য)

ব্যক্তিগত ও পারিবারিক তথ্য

১. নাম:

২. বর্তমান ঠিকানা/বস্তির নাম:

৩. বয়স:

৪. বৈবাহিক অবস্থা:

উত্তর: ৪.১. বিবাহিত ৪.২. বিধবা ৪.৩. আলাদা থাকে ৪.৪. পরিত্যক্ত
৪.৬. অন্যান্য (নির্দিষ্ট করুন).....

৫. পরিবারের ধরন:

উত্তর: ৫.১. একক ৫.২. যৌথ

৬. পরিবারের সদস্য সংখ্যা:জন

৭. জীবিত সন্তান সংখ্যা: মেয়ে.....জন ছেলেজন

৮. শিক্ষাগত যোগ্যতা (০-৪ বছরের শিশুদের মায়ের জন্য প্রযোজ্য, কোন ক্লাস পাশ করেছে):

উত্তর: ৮.১. নিরক্ষর ৮.২. স্বাক্ষর ৮.৩. প্রাথমিক ৮.৪. নিম্ন মাধ্যমিক

৮.৫. মাধ্যমিক ৮.৬. উচ্চ মাধ্যমিক ৮.৭. অন্যান্য (নির্দিষ্ট করুন).....

৯. মা'র পেশা:.....

১০. আনুমানিক পারিবারিক আয় (মাসিক):

উত্তর:

শিশুর শিক্ষা সংক্রান্ত তথ্য:

১১. বড় হলে আপনার সন্তান কে স্কুলে পাঠাবেন কি?

উত্তর: ১১.১ হ্যাঁ ১১.২ না

১২. (১১ নং এর উত্তর না হলে) কেন লেখাপড়া করাবেননা?

উত্তর: মেয়ের ক্ষেত্রে: ছেলের ক্ষেত্রে:

শিশুর স্বাস্থ্য সংক্রান্ত তথ্য:

১৩. আপনার সন্তান গত ৬ মাসে সাধারণত কী কী রোগে ভুগেছে?

উত্তর:

১৪. অসুখ হলে চিকিৎসা নিয়ে থাকেন কী ?

উত্তর: ১৪.১. সবসময় ১৪.২. মাঝে মাঝে ১৪.৩. কখনও না

১৫. অসুখ হলে কী ধরনের চিকিৎসা নিয়ে থাকেন?

উত্তর: ১৫.১. এ্যালোপ্যাথি ১৫.২. হোমিওপ্যাথি ১৫.৩. কবিরাজী ১৫.৪. ঝাড়ফুক
১৫.৫. অন্যান্য.....

১৬. শিশুদের নিয়মিত টিকা দেয়া হয় কি না ?

উত্তর: ১৬.১ হ্যাঁ ১৬.২ না

১৭. আপনার জানা মতে বস্তিতে মেয়েরা নির্যাতনের শিকার হয় কিনা ?

উত্তর:

১৮. প্রতিবেশী বা অন্যত্র কোন পুরুষ দ্বারা নির্যাতনের শিকার হয় কিনা ?

উত্তর:

অধিকার :

১৯. আপনার প্রথম সন্তান মেয়ে না ছেলে?

উত্তর:

২০. আপনার প্রথম সন্তান মেয়ে হলে মেয়ের জন্ম হওয়াকে আপনি স্বাভাবিকভাবে মেনে নিয়েছেন কি?

উত্তর:

২১. আপনার পরিবারের অন্য সদস্যদেরা প্রথম সন্তান মেয়ে শিশু সম্পর্কে মতামত কি?

উত্তর:

২২. আপনার এলাকার অন্যান্য পরিবারের সদস্যদের কন্যা শিশু সম্পর্কে মতামত কি?

উত্তর:

২৩. পরিবারে আপনার সন্তানের (মেয়ে/ছেলে) অবস্থান কি? (মা-বাবার ব্যবহার, ভাই-বোনদের আচরণ, পড়াশুনার সুযোগ সুবিধা, খাবার, থাকার ব্যবস্থা ও অন্যান্য সুবিধা)

উত্তর:

২৪. মেয়ে/ছেলে শিশুকে নিয়ে আপনার ভবিষ্যৎ পরিকল্পনা কি? (বড় হয়ে সে কি হবে?)

উত্তর:

২৫. সরকারের "শিশু অধিকার নীতি" সম্পর্কে জানে কিনা।

উত্তর:

২৬. বাল্য বিবাহ যে আইনত অপরাধ সে সম্পর্কে জানে কিনা।

উত্তর:

২৭. কন্যা শিশু ও ছেলে শিশুর মধ্যে বিভেদের কারন কী কী বলে মনে করেন?

উত্তর:

২৮. ছেলে-মেয়ে পার্থক্য/ বিভেদ কীভাবে দূর করা যায় বলে মনে করেন ?

উত্তর:

এতক্ষণ ধৈর্য্য ধরে সময় দেয়ার জন্য আপনাকে ধন্যবাদ।

সাক্ষাৎকার গ্রহণকারীর নাম:

স্বাক্ষর ও তারিখ

উত্তরপত্র যাচাইকারীর নাম:

স্বাক্ষর ও নাম

ANNEXURE II (b)

Interview Schedule for the Children (5-14 year)

ডেমক্রেসিওয়াচ

৭, সার্কিট হাউজ রোড, ঢাকা ১০০০

ফোন: ৯৩৪৪২২৫-৬, ৯৩৩০৪০৫

Situation of the Girl Children of Slums in Dhaka City

(আমরা ডেমক্রেসিওয়াচের পক্ষ থেকে এসেছি। এটি একটি বেসরকারি শিক্ষা গবেষণা ও সামাজিক উন্নয়নমূলক প্রতিষ্ঠান। দেশের বিভিন্ন আর্থ-সামাজিক ইস্যু নিয়ে প্রতিষ্ঠানটি নিয়মিত গবেষণা করে থাকে। প্রতিষ্ঠানটির জেড্ডার এন্ড গভর্নেন্স ট্রেনিং প্রোগ্রামের একটি কোর্সের অংশ হিসেবে ঢাকা শহরের কিছু নির্ধারিত বস্তিতে বসবাসকারী কন্যাশিশু বিষয়ক একটি গবেষণা চলছে। গবেষণার অংশ হিসেবে আমরা আপনার কাছে এসেছি। আপনার মতামত আমাদের গবেষণার জন্য অত্যন্ত মূল্যবান। অনুগ্রহ করে সম্পূর্ণ খোলা মনে আপনি আপনার মতামত দিন। উলেখ্য আপনার কাছ থেকে সংগৃহীত তথ্য শুধু গবেষণার কাজে ব্যবহৃত হবে। আমরা প্রতিষ্ঠানের পক্ষ থেকে আপনার মতামতের সকল প্রকার গোপনীয়তা রক্ষার নিশ্চয়তা দিচ্ছি।)

(৫-১৪ বছরের কন্যা শিশুদের ক্ষেত্রে প্রযোজ্য)

ব্যক্তিগত ও পারিবারিক তথ্য:

১. নাম:

২. বর্তমান ঠিকানা/বস্তির নাম:

৩. বয়স:

৪. বৈবাহিক অবস্থা:

উত্তর: ৪.১. বিবাহিত

৪.২. অবিবাহিত

৪.৩. বিধবা

৪.৪. আলাদা থাকে

৪.৫. পরিত্যক্ত

৪.৬. অন্যান্য (নির্দিষ্ট করুন).....

৫. পরিবারের ধরন: ৫.১. একক

৫.২. যৌথ

৬. পরিবারের সদস্য সংখ্যা:জন

৭. ভাইবোনের সংখ্যা (জীবিত): ৭.১ বোনজন ৭.২ ভাইজন

৮. শিক্ষাগত যোগ্যতা (৫-১৪ বছরের শিশুদের জন্য প্রযোজ্য, কোন ক্লাস পাশ করেছে):

উত্তর: ৮.১. নিরক্ষর ৮.২. স্বাক্ষর ৮.৩. প্রাথমিক ৮.৪. নিম্ন মাধ্যমিক

৮.৫. মাধ্যমিক ৮.৬ অন্যান্য (নির্দিষ্ট করুন).....

৯. মা'র পেশা:.....

১০. আনুমানিক পারিবারিক আয় (মাসিক):

উত্তর:

শিক্ষা সংক্রান্ত তথ্য:

১১. শিক্ষা ক্ষেত্রে ব্যয়কৃত অর্থের পরিমাণ (মাসিক):

উত্তর:

(৮ নং প্রশ্নের উত্তর "নিরক্ষর" হলে)

১২. লেখাপড়া না করলে কেন করেননি?

উত্তর: ১২.১ অর্থের অভাবে ১২.২ ভর্তি পরীক্ষায় উত্তীর্ণ হতে পারিনি ১২.৩ পিতা-মাতার অনিচ্ছার

कारणे ১২.৪ পরিবারের আয়ের জন্য নিজেকে কাজে লাগানোর কারণে ১২.৫ অন্যান্য

(নির্দিষ্ট করুন)

১৩. কি ধরনের স্কুলে লেখাপড়া করেছেন?

উত্তর: ১৩.১ সরকারী স্কুল ১৩.২ বেসরকারী স্কুল ১৩.৩ এনজিও স্কুল ১৩.৪ কিভারগার্টেন

১৩.৫ মাদ্রাসা ১৩.৬ অন্যান্য (নির্দিষ্ট করুন

১৪. নিয়মিত স্কুলে যান কিনা।

উত্তর: ১৪.১ হ্যাঁ ১৪.২ না

১৫. উত্তর 'না' হলে, কেন নিয়মিত স্কুলে যাননা?

উত্তর:

১৬. ১৬. ইচ্ছা থাকা সত্ত্বেও পড়তে না পারায় আপনার অনুভূতি কি ? (এক বা একাধিক বিষয়ে টিক দিন)

১৬.১ আপনি মানসিকভাবে খুব কষ্ট পেয়েছেন ? হ্যাঁ / না

১৬.২ মেয়ে হয়ে জন্ম নেওয়ার কারণে আপনি এটি স্বাভাবিকভাবে মেনে নিয়েছেন ? হ্যাঁ / না

১৬.৩ আপনি এটি ভাগ্যের লিখন বলে মেনে নিয়েছেন ? হ্যাঁ / না

১৬.৪ আপনি আর্থিক সহায়তা পেলে এখনও পড়তে আগ্রহী কি ? হ্যাঁ / না

১৬.৫ অন্য কোন অনুভূতি:

১৭. পড়াশোনা না করে থাকলে, এখন কী করছেন ?

উত্তর:

১৮. সংসারের কাজ করে থাকলে কী কী কাজ করে থাকেন?

উত্তর:

খাদ্য সংক্রান্ত:

১৯. পরিবারে কখন খেতে বসা হয় ? (টিক চিহ্ন দিন)

উত্তর:

ক. ক্ষুধা পেলেই

খ. সবার খাওয়া শেষ হলে

গ. পরিবারের অন্য সবার সাথে

ঘ. অন্যান্য

২০. আপনাকে ও আপনার ভাইকে কি একই পরিমানের খাবার দেয়া হয়?

উত্তর:

স্বাস্থ্য সংক্রান্ত:

২১. গত ৬ মাসে সাধারণত কী কী রোগে ভুগেছেন?

উত্তর:

২২. অসুখ হলে কী ধরনের চিকিৎসা নিয়ে থাকেন?

উত্তর: ২২.১. এ্যালোপ্যাথি ২২.২. হোমিওপ্যাথি ২২.৩. কবিরাজী ২২.৪. ঝাড়ফুক

২২.৫. অন্যান্য.....

নিজের ক্ষেত্রে: ভাইয়ের ক্ষেত্রে:

২৩. ঋতুকালীন সময়ে কি কি সমস্যা সম্মুখীন হন? (১২ বছর ১৪ বছর)

উত্তর:

২৪. সবগুলো টিকা দেয়া হয়েছে কি না ?

উত্তর:

বিনোদন সংক্রান্ত তথ্য:

২৫. বিনোদনের মাধ্যমগুলো কি কি ?

উত্তর : ২৫.১) খেলাধুলা করা ২৫.২) টেলিভিশন দেখা ২৫.৩) গান শোনা

২৫.৪) কোন ধরনের বিনোদনে অংশ নেইনা ২৫.৫) অন্যান্য (নির্দিষ্ট করুন).

২৬. আপনার জানা মতে আপনার এলাকার কোন কন্যা শিশু শুধুমাত্র কন্যা হওয়ার কারণে পরিবারে নির্যাতনের শিকার হন কি ?

উত্তর:

২৭. আপনার জানা মতে শুধুমাত্র কন্যা শিশু হওয়ার কারণে আপনার এলাকায় কেউ কাজের জায়গায়/ প্রতিবেশী বা অন্তর কোন পুরুষ দ্বারা নির্যাতনের শিকার হন কি ?

উত্তর:

২৮. এখানে (এলাকায়, রাস্তা-ঘাটে, স্কুলে যাওয়ার পথে) একা একা চলাফেরা করতে কোন সমস্যা হয় কিনা?

উত্তর:

অধিকার :

২৯. পরিবারে আপনার অবস্থান কি? (মা-বাবার ব্যবহার, ভাই-বোনদের আচরণ, পড়াশুনার সুযোগ সুবিধা, খাবার, থাকার ব্যবস্থা ও অন্যান্য সুবিধা)

উত্তর:

৩০. আপনার পরিবারের অন্যান্য সদস্যরা আপনার মতামতকে কতটুকু গুরুত্ব দেয়? (শিক্ষার ক্ষেত্রে, উপার্জনের ক্ষেত্রে, বিয়ের ক্ষেত্রে, টাকা খরচের ক্ষেত্রে)

উত্তর:

৩১. সরকারের "শিশু অধিকার নীতি" সম্পর্কে জানেন কি।

উত্তর:

৩২. বাল্য বিবাহ যে আইনত অপরাধ সে সম্পর্কে জানেন কি।

উত্তর:

৩৩. সমবয়সী ছেলেদের চেয়ে আপনি নিজেকে কোন কোন ক্ষেত্রে বঞ্চিত মনে করেন ?

উত্তর:

৩৪. ছেলে-মেয়ে'র মধ্যে এই বিভেদ কীভাবে দূর করা যায় বলে মনে করেন ?

উত্তর:

৩৫. ভবিষ্যতে কি করতে চান?

উত্তর:

এতক্ষণ ধৈর্য্য ধরে সময় দেয়ার জন্য আপনাকে ধন্যবাদ।

সাক্ষাৎকার গ্রহণকারীর নাম:

স্বাক্ষর ও তারিখ

উত্তরপত্র যাচাইকারীর নাম:

স্বাক্ষর ও নাম
